

Detailed Instructions

1. Engine Under Tray Removal



Verify that the car is on a level surface before proceeding. Use appropriate load rated hydraulic jack and jack stands to support the vehicle.

- a) **Engage the parking brake and raise the front of the vehicle with a hydraulic floor jack, then support with jack stands.**



Please refer to the owners manual for proper jack stand location.

- b) **Remove the engine under tray.** Use a flathead screwdriver to remove the push clips **circled in blue** in **Figure 1a**. Use a 10mm socket and ratchet wrench to remove the 10mm flange bolts shown with the **red circles** in **Figure 1a**.

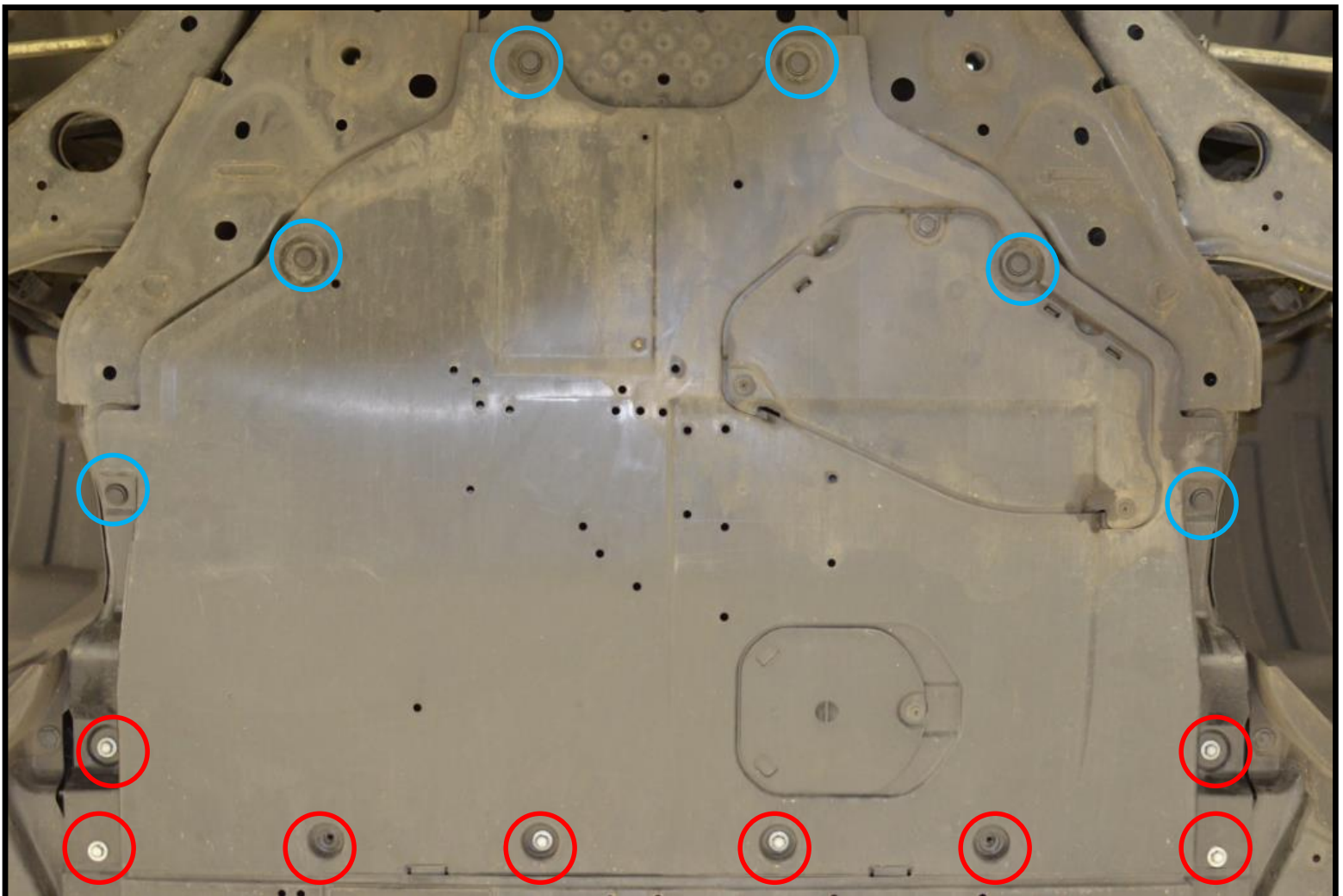


Figure 1a

Detailed Instructions

2. Engine Mount Removal

- a) Loosen the three bolts circled in red shown in Figure 2a. Use a 17mm socket and breaker bar.
- b) Remove the two bolts circled in blue shown in Figure 2a. Use a 17mm socket and breaker bar to loosen them then use the ratchet to remove them.
- c) Remove the OEM engine mount through the top. Shown with the green arrow in Figure 2a.



Figure 2a

Detailed Instructions

3. CorkSport Motor Mount Installation

- a) **Position the CorkSport mount** as shown in **Figure 3a**. Verify that the collar's short side is towards the passenger side of the vehicle.
- b) **Install the two 17mm bolts that go through the motor mount.** **Circled in blue** shown in **Figure 3b**. Use a 17mm socket and ratchet to tighten.
- c) **Tighten the remaining three 17mm bolts.** **Circled in red** shown in **Figure 3b**.
- d) **Torque the three 17mm bolts circled in red to 62-72 ft-lbs.**
- e) **Torque the remaining two 17mm bolts circled in blue to 96-110 ft-lbs.**




Figure 3a




Figure 3b

4. Re-Mount Engine Under Tray

- a) **Re-install the engine under tray with the 10mm bolts hand tight.**



This completes the installation of your CorkSport Race Rear Motor Mount. Enjoy the improved shifting and throttle response!

What's Next:



CorkSport Short Shift Plate Kit

One of the easiest and most beneficial performance enhancements you can do for your vehicle. The CorkSport Short Shift Plate kit shortens the throw 33% getting you through the gears faster. Available for the Mazda 3, 6, & CX-5.

CorkSport Mazda 3 – 2.5L Short Ram Intake

Give your car the performance edge you have been looking for with the CorkSport Short Ram Intake. The CorkSport SRI provides a 6hp boost and a nice growl under the hood. In only 30minutes you can hear and feel the difference! Available for the Mazda 3, 6, & CX-5.



CorkSport Mazda 3 Rear Swaybar Kit

Give your car the extra level of confidence in the corners with the CorkSport Rear Swaybar Kit. The adjustable CorkSport RSB features two stiffness settings at 130% or 220% stiffer than OEM. Manufactured from a single CNC bent bar, there are no welds in the bar to crack and the bar is supported by 90a durometer polyurethane bushings and billet aluminum brackets. Available for the Mazda 3, 6, & CX-5.